

COORDINATING MOLDINGS AVAILABLE

PULL OUT
TO VIEW



Slim Trim

3-in-1 Molding

Hardware
Included

End Cap

PVC

Hardware
Included

Quarter Round

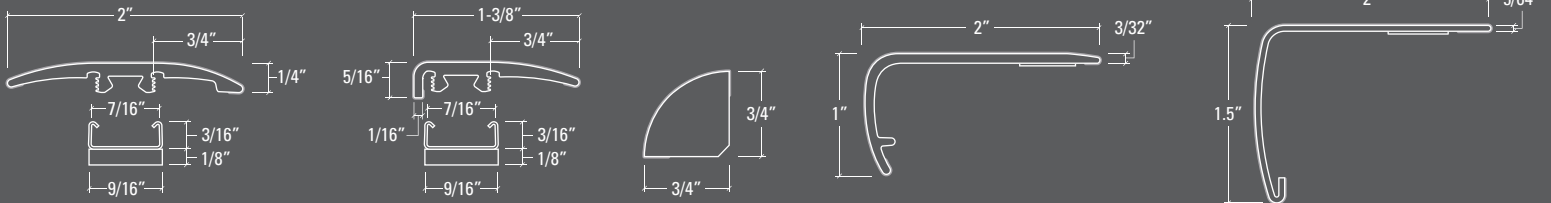
VersaEdge Stair Nose

PVC Stair Nose

VersaEdge Stair Nose

Aluminum Stair Nose

30 Piece Minimum



SlimTrim

LVT SOLUTIONS

- 1 Reducer:** Up to 1/4" (6.35mm)
- 2 Transition:** Up to 1/8" (3mm) 1/8-1/4" (3-6.35mm)
- 3 End Cap:** (Hard Surface to Carpet) Up to 1/8-1/4" (3-6.35mm)

For floors thicker than 1/4" (6.35mm) use Dowel Option below

Track

Shim

Carpet Tap Down Trim

LAMINATE SOLUTIONS

- 1 Reducer:** Up to 3/4" (19mm)
- 2 Transition:** Up to 3/4" (19mm)
- 3 End Cap:** (Hard Surface to Carpet) Up to 3/4" (19mm)

Glue to Non-Floating Surface

Dowel (Sold Separately)

A Carpet Tap Down Trim **MUST** be Used When Installing SlimTrim on Carpet

Carpet Tap Down Trim

NOTE: Optional dowel installation cannot be used on radiant heat floors.

End Cap

Floors 0-1/16" (0-4.5mm)

Carpet SlimTrack

Floors 3/16-3/8" (5-9.5mm)

Shim SlimTrack

Floors 3/8-1/2" (10-12.7mm)

2 Shims SlimTrack

QuarterRound

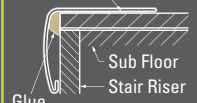


VersaEdge Stair Nose Aluminum & PVC

"LOCK-DOWN" INSTALL (e.g. Stair Treads)

Laminate/Vinyl/Hardwood/Engineered Wood

Adhesive Tape (Remove Backing to Apply)



Vinyl/LVT Alternative Flush



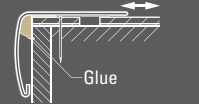
"FLOATING" INSTALL

Laminate/Engineered Wood

Adhesive Tape Do Not Remove Backing!



Vinyl/LVT



For More Detailed Installation Instructions, Tips, and Advice, Go To InstallationAdvice.com

COORDINATING MOLDINGS AVAILABLE

PULL OUT
TO VIEW



To Order Your Coordinating
Moldings, Please Provide:

- *Novalis SKU#*
- *Shape of Molding*
- *Quantity*

If You Have Any Questions,
Please Refer to Your Price Sheet
or Call **1-866-NOVALIS**